

Poly Nation

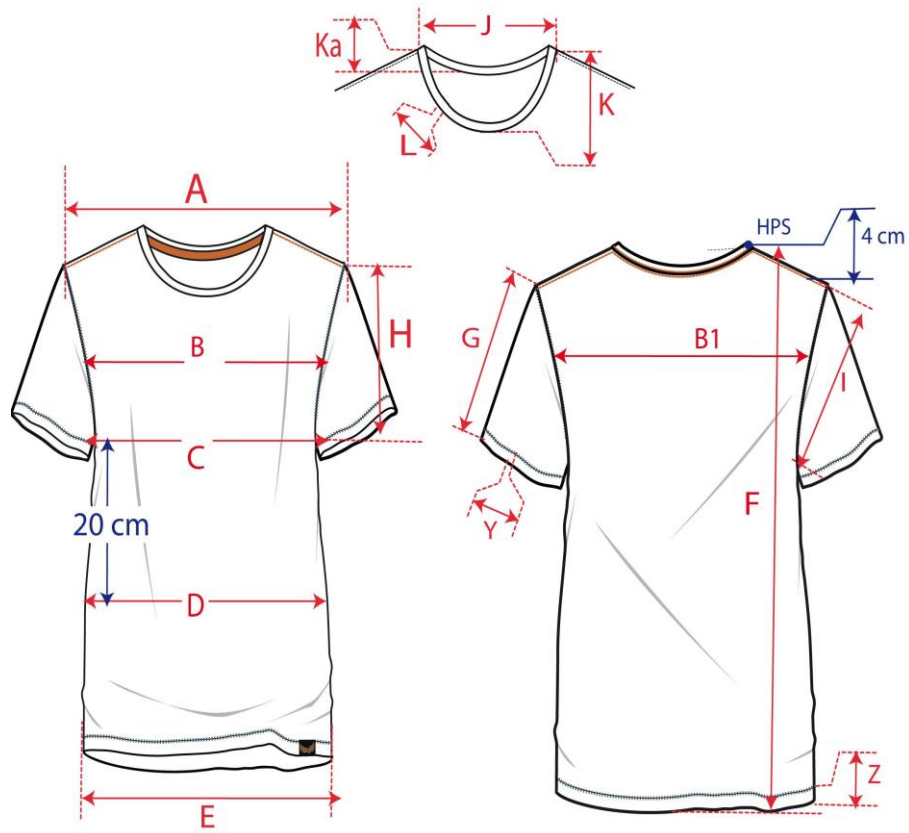
STYLE: 200 | Ladies Fitted Tee

SUPPLIER:

DATE: 1/4/2021

		XS	S	M	L	XL	XXL	3XL	4XL	TOL +/-	S	M	L	XL	XXL	3XL	4XL
A	SHOULDER TO SHOULDER	36.5	39	40	42	44.5	47			0,75	-2	-2	0	2,5	2,5	2,5	2,5
B	FRONT BREADTH (at 16 cm from HPS)	36.5	38	40	43	44	46			0,75	-2	-2	0	2,5	2,5	2,5	2,5
B1	BACK BREADTH (at 16 cm from HPS)	39	41	43	45	46	48.5			0,75	-2	-2	0	2,5	2,5	2,5	2,5
C	1/2 CHEST WIDTH	44	46	48	51	54	57			1	-2	-2	0	3	3	3	3
D	1/2 WAIST AT 20CM FROM UNDERARM									1	-2	-2	0	3	3	3	3
E	1/2 BOTTOM WIDTH									1	-2	-2	0	3	3	3	3
F	BODY LENGTH	62	62	63	64	65	66.5			1	-2	-2	0	2	2	2	2
G	SLEEVE LENGTH	20	20.5	21	22	22.5	23			0,5	-1	-1	0	1	1,5	1,5	1,5
H	1/2 ARMHOLE TAKEN IN STRAIGHT	19	19	19.5	20	21	22			0,5	-1	-1	0	1,5	1,5	1,5	1,5
	1/2 BICEPS	14.5	15	16	16.5	17	17.5			0,5	-0,75	-0,75	0	1	1	1,5	1,5
I	1/2 ENDSLEEVE WIDTH	13	13	13.5	13.5	14.5	15			0,5	-0,5	-0,5	0	0,75	0,75	0,75	0,75
J	COLLAR OPENING									0,5	-0,5	-0,5	0	0,5	0,5	0,5	0,5
K	FRONT NECK DROP FROM HPS (round collar)	10	10	10.5	11	11.5	11.5			0,25	0	-0,5	0	0	0,5	0	0
KA	BACK NECK DROP FROM HPS									0,25	0	0	0	0	0	0	0
L	COLLAR WIDTH									0,25	0	0	0	0	0	0	0
V	SHOULDER GAP	6.5	7.8	8	8.5	9.5	10.5			0,25	0	0	0	0	0	0	0
	BOTTOM HEM AND ENDSLEEVE WIDTH									0,25	0	0	0	0	0	0	0

***SKETCH ONLY FOR ARROWS:**



Poly Nation

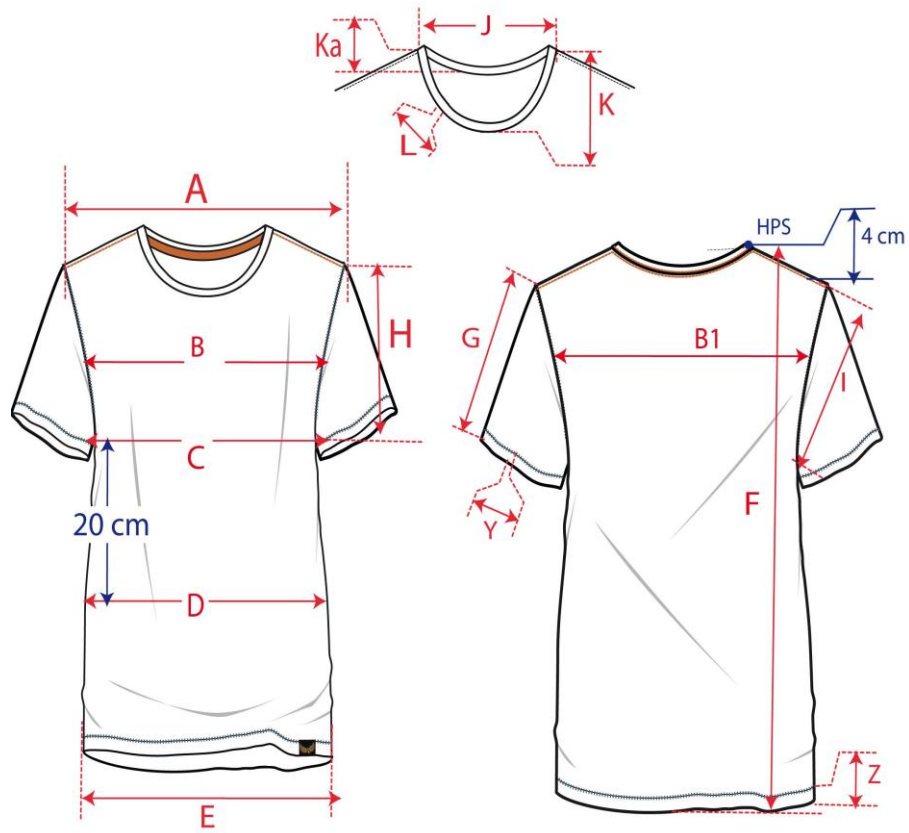
STYLE: 101 | Unisex Tee

SUPPLIER:

DATE: 11/3/2021

		XS	S	M	L	XL	XXL	3XL	4XL	TOL +/-	S	M	L	XL	XXL	3XL	4XL
A	SHOULDER TO SHOULDER	43	45	47	47.5	49	50.5	52		0,75	-2	-2	0	2,5	2,5	2,5	2,5
B	FRONT BREADTH (at 16 cm from HPS)	38	39.5	41	41	44	46	46		0,75	-2	-2	0	2,5	2,5	2,5	2,5
B1	BACK BREADTH (at 16 cm from HPS)	39	41	41	43.5	45	46	48		0,75	-2	-2	0	2,5	2,5	2,5	2,5
C	1/2 CHEST WIDTH	45	47	50	52	57	59	62		1	-2	-2	0	3	3	3	3
D	1/2 WAIST AT 20CM FROM UNDERARM	43.5	47	58.5	51.5	56	57.5	61.5		1	-2	-2	0	3	3	3	3
E	1/2 BOTTOM WIDTH	43.5	48	49	52.5	56	62	56		1	-2	-2	0	3	3	3	3
F	BODY LENGTH	70.5	71	75	77	79	80	82		1	-2	-2	0	2	2	2	2
G	SLEEVE LENGTH	21	22	23	24	25	26	37		0,5	-1	-1	0	1	1,5	1,5	1,5
H	1/2 ARMHOLE TAKEN IN STRAIGHT	21	18	23.5	24.5	26	26	27		0,5	-1	-1	0	1,5	1,5	1,5	1,5
	1/2 BICEPS									0,5	-0,75	-0,75	0	1	1	1,5	1,5
I	1/2 ENDSLEEVE WIDTH	17	18	20	20.5	21	22	23.5		0,5	-0,5	-0,5	0	0,75	0,75	0,75	0,75
J	COLLAR OPENING	15.5	16	16.5	17.5	18	18.5	18.5		0,5	-0,5	-0,5	0	0,5	0,5	0,5	0,5
K	FRONT NECK DROP FROM HPS (round collar)	8	8	8.5	8.5	8.5	8.5	9.5		0,25	0	-0,5	0	0	0,5	0	0
KA	BACK NECK DROP FROM HPS	3	3	3	3	3	3	3		0,25	0	0	0	0	0	0	0
L	COLLAR WIDTH	2	2	2	2	2	2	2		0,25	0	0	0	0	0	0	0
V	SHOULDER GAP									0,25	0	0	0	0	0	0	0
	BOTTOM HEM AND ENDSLEEVE WIDTH									0,25	0	0	0	0	0	0	0

***SKETCH ONLY FOR ARROWS:**



Poly Nation

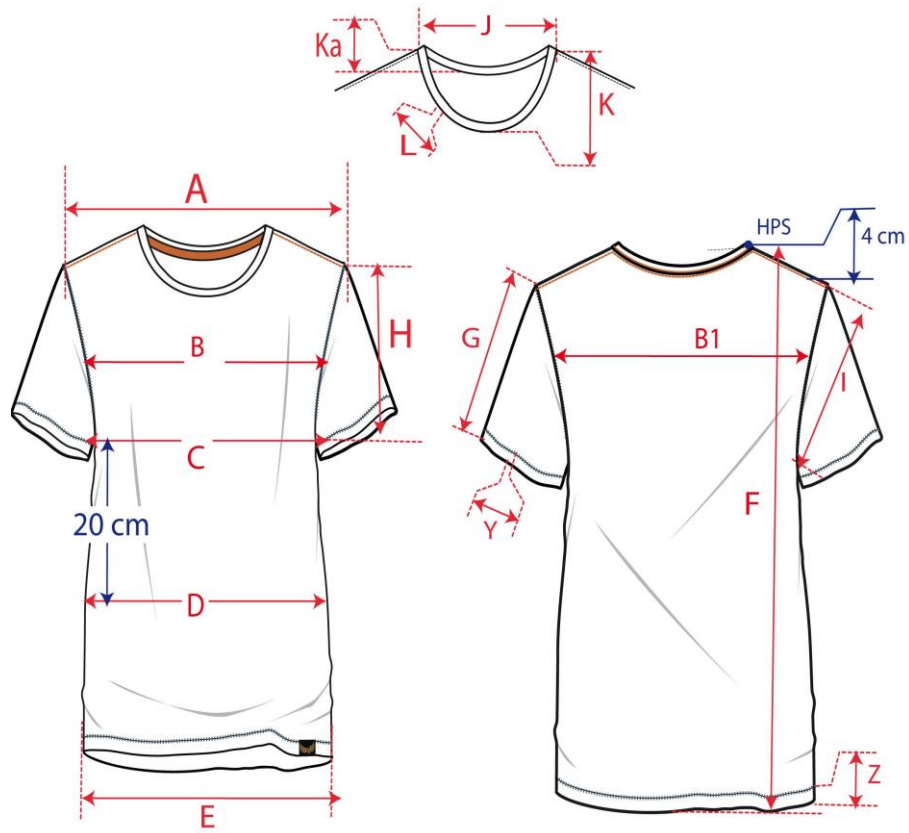
STYLE: 301 | Kids tee

SUPPLIER:

DATE: 4/1/2021

		1 to 2	3 to 4	5 to 6	7 to 8	9 to 10	11 to 12	12 to 14	4XL	TOL +/-	S	M	L	XL	XXL	3XL
A	SHOULDER TO SHOULDER	25	26	30	32	33	35	40		0,75	-2	-2	0	2,5	2,5	2,5
B	FRONT BREADTH (at 16 cm from HPS)									0,75	-2	-2	0	2,5	2,5	2,5
B1	BACK BREADTH (at 16 cm from HPS)									0,75	-2	-2	0	2,5	2,5	2,5
C	1/2 CHEST WIDTH	31	33	36	38	41	45	48		1	-2	-2	0	3	3	3
D	1/2 WAIST AT 20CM FROM UNDERARM									1	-2	-2	0	3	3	3
E	1/2 BOTTOM WIDTH	31	33	36	38	41	45	48		1	-2	-2	0	3	3	3
F	BODY LENGTH	39	42.5	48	51	56	62	65		1	-2	-2	0	2	2	2
G	SLEEVE LENGTH	10	12	15	17	19	22	23		0,5	-1	-1	0	1	1,5	1,5
H	1/2 ARMHOLE TAKEN IN STRAIGHT	13	15	16	17	18	20	22		0,5	-1	-1	0	1,5	1,5	1,5
	1/2 BICEPS	11	13	15	16	17	19	21		0,5	-0,75	-0,75	0	1	1	1,5
I	1/2 ENDSLEEVE WIDTH	10	11	13	14	15	15	16		0,5	-0,5	-0,5	0	0,75	0,75	0,75
J	COLLAR OPENING	10	12	13	14	15	16	17		0,5	-0,5	-0,5	0	0,5	0,5	0,5
K	FRONT NECK DROP FROM HPS (round collar)	8	8	8	8.5	9	9.5	10		0,25	0	-0,5	0	0	0,5	0
KA	BACK NECK DROP FROM HPS									0,25	0	0	0	0	0	0
L	COLLAR WIDTH									0,25	0	0	0	0	0	0
V	SHOULDER GAP	6.5	7	7.5	8	9	10	11		0,25	0	0	0	0	0	0
	BOTTOM HEM AND ENDSLEEVE WIDTH									0,25	0	0	0	0	0	0

***SKETCH ONLY FOR ARROWS:**





4XL
2,5
2,5
2,5
3
3
3
2
1,5
1,5
1,5
0,75
0,5
0
0
0
0
0

LADIES FITTED

	XS	S	M	L	XL	XXL	3XL	4XL	TOL +/-	S	M	L	XL	XXL	3XL	4XL
A SHOULDER TO SHOULDER	36.5	39	40	42	44.5	47			0.75	-2	-2	0	2.5	2.5	2.5	2.5
B FRONT BREADTH (at 16 cm from HPS)	36.5	38	40	43	44	46			0.75	-2	-2	0	2.5	2.5	2.5	2.5
B1 BACK BREADTH (at 16 cm from HPS)	39	41	43	45	46	48.5			0.75	-2	-2	0	2.5	2.5	2.5	2.5
C 1/2 CHEST WIDTH	44	46	48	51	54	57			1	-2	-2	0	3	3	3	3
D 1/2 WAIST AT 20CM FROM UNDERARM									1	-2	-2	0	3	3	3	3
E 1/2 BOTTOM WIDTH									1	-2	-2	0	3	3	3	3
F BODY LENGTH	62	62	63	64	65	66.5			1	-2	-2	0	2	2	2	2
G SLEEVE LENGTH	20	20.5	21	22	22.5	23			0.5	-1	-1	0	1	1.5	1.5	1.5
H 1/2 ARMHOLE TAKEN IN STRAIGHT	19	19	19.5	20	21	22			0.5	-1	-1	0	1.5	1.5	1.5	1.5
1/2 BICEPS	14.5	15	16	16.5	17	17.5			0.5	-0.75	-0.75	0	1	1	1.5	1.5
I 1/2 ENDSLEEVE WIDTH	13	13	13.5	13.5	14.5	15			0.5	-0.5	-0.5	0	0.75	0.75	0.75	0.75
J COLLAR OPENING									0.5	-0.5	-0.5	0	0.5	0.5	0.5	0.5
K FRONT NECK DROP FROM HPS (round collar)	10	10	10.5	11	11.5	11.5			0.25	0	-0.5	0	0	0.5	0	0
KA BACK NECK DROP FROM HPS									0.25	0	0	0	0	0	0	0
L COLLAR WIDTH									0.25	0	0	0	0	0	0	0
V SHOULDER GAP	6.5	7.8	8	8.5	9.5	10.5			0.25	0	0	0	0	0	0	0
BOTTOM HEM AND ENDSLEEVE WIDTH									0.25	0	0	0	0	0	0	0

KIDS

	1 to 2	3 to 4	5 to 6	7 to 8	9 to 10	11 to 12	12 to 14	4XL	TOL +/-	S	M	L	XL	XXL	3XL
A SHOULDER TO SHOULDER	25	26	30	32	33	35	40		0.75	-2	-2	0	2.5	2.5	2.5
B FRONT BREADTH (at 16 cm from HPS)									0.75	-2	-2	0	2.5	2.5	2.5
B1 BACK BREADTH (at 16 cm from HPS)									0.75	-2	-2	0	2.5	2.5	2.5
C 1/2 CHEST WIDTH	31	33	36	38	41	45	48		1	-2	-2	0	3	3	3
D 1/2 WAIST AT 20CM FROM UNDERARM									1	-2	-2	0	3	3	3
E 1/2 BOTTOM WIDTH	31	33	36	38	41	45	48		1	-2	-2	0	3	3	3
F BODY LENGTH	39	42.5	48	51	56	62	65		1	-2	-2	0	2	2	2
G SLEEVE LENGTH	10	12	15	17	19	22	23		0.5	-1	-1	0	1	1.5	1.5
H 1/2 ARMHOLE TAKEN IN STRAIGHT	13	15	16	17	18	20	22		0.5	-1	-1	0	1.5	1.5	1.5
1/2 BICEPS	11	13	15	16	17	19	21		0.5	-0.75	-0.75	0	1	1	1.5
I 1/2 ENDSLEEVE WIDTH	10	11	13	14	15	15	16		0.5	-0.5	-0.5	0	0.75	0.75	0.75
J COLLAR OPENING	10	12	13	14	15	16	17		0.5	-0.5	-0.5	0	0.5	0.5	0.5
K FRONT NECK DROP FROM HPS (round collar)	8	8	8	8.5	9	9.5	10		0.25	0	-0.5	0	0	0.5	0
KA BACK NECK DROP FROM HPS									0.25	0	0	0	0	0	0
L COLLAR WIDTH									0.25	0	0	0	0	0	0
V SHOULDER GAP	6.5	7	7.5	8	9	10	11		0.25	0	0	0	0	0	0
BOTTOM HEM AND ENDSLEEVE WIDTH									0.25	0	0	0	0	0	0

HOODIES AND CREW

	XS	S	M	L	XL	XXL	3XL	4XL	TOL +/-	S	M	L	XL	XXL	3XL	4XL
A SHOULDER TO SHOULDER	44	45	46	49.5	50	52			0.75	-2	-2	0	2.5	2.5	2.5	2.5
B FRONT BREADTH (at 16 cm from HPS)	37	38	38	42	43	45			0.75	-2	-2	0	2.5	2.5	2.5	2.5
B1 BACK BREADTH (at 16 cm from HPS)	37.5	38	39	42	43	46			0.75	-2	-2	0	2.5	2.5	2.5	2.5
C 1/2 CHEST WIDTH	51.5	53	56.5	60	63	66			1	-2	-2	0	3	3	3	3
D 1/2 WAIST AT 20CM FROM UNDERARM	48.5	51	54.5	58	60	64			1	-2	-2	0	3	3	3	3
E 1/2 BOTTOM WIDTH	41	44	47	52	54	58			1	-2	-2	0	3	3	3	3
F BODY LENGTH	65	67	69	72	74	77			1	-2	-2	0	2	2	2	2
G SLEEVE LENGTH	61	63	65	67	68	69			0.5	-1	-1	0	1	1.5	1.5	1.5
H 1/2 ARMHOLE TAKEN IN STRAIGHT									0.5	-1	-1	0	1.5	1.5	1.5	1.5
1/2 BICEPS									0.5	-0.75	-0.75	0	1	1	1.5	1.5
I 1/2 ENDSLEEVE WIDTH									0.5	-0.5	-0.5	0	0.75	0.75	0.75	0.75
J COLLAR OPENING									0.5	-0.5	-0.5	0	0.5	0.5	0.5	0.5
K FRONT NECK DROP FROM HPS (round collar)									0.25	0	-0.5	0	0	0.5	0	0
KA BACK NECK DROP FROM HPS									0.25	0	0	0	0	0	0	0
L COLLAR WIDTH									0.25	0	0	0	0	0	0	0
V SHOULDER GAP	33	34	35	36	36.5	37			0.25	0	0	0	0	0	0	0
BOTTOM HEM AND ENDSLEEVE WIDTH	10	10	11	12	12	14			0.25	0	0	0	0	0	0	0